

Reading and Writing Workshop

Aim:

To support your child
at home with reading
and writing.

How is it taught?

Phonics

Phonics is...

The teaching of letter sounds – how they are read and written

and

Reading and writing words and sentences

Phase I – Listening to sounds

Listening, sound discrimination,
alliteration, rhyme and rhythm,
blending of sounds.

*Games have been sent home as homework

How can you help your child to

Phase 1 listen to sounds?

Play games such as:



Silly soup



What's in the box

I Spy a l-ea-f, m-a-n

Rhyming basket

Simon says...point to your h-ea-d

(See Phase 1 Games sheet attached – this will explain some of these games in more detail)

Phase 2 – learning letter sounds

Set 1: s a t p

Set 5: h b f/ff, l/ll

Set 2: i n m d

Set 3: g o c k

Set 4: ck e u r

Please don't add the 'uh'

fuh

nuh

muh

puh

huh

luh

ruh

tuh

fff

nnn

mmm

p

h

lll

rrr

t

Follow the link

to hear the

sounds pronounced

correctly:

<https://www.youtube.com/watch?v=UCI2mu7URBc>

How can you help your child to

read the sounds?

Phase 2

Matching objects to initial sounds



Rachael (7)



Find sounds on the sound mat

Use flashcards



Go on a sound hunt

How can you help your child to write the sounds?

Phase 2

Find fun ways to practise writing sounds! (It doesn't always have to be pencil to paper!)



Writing
Letters

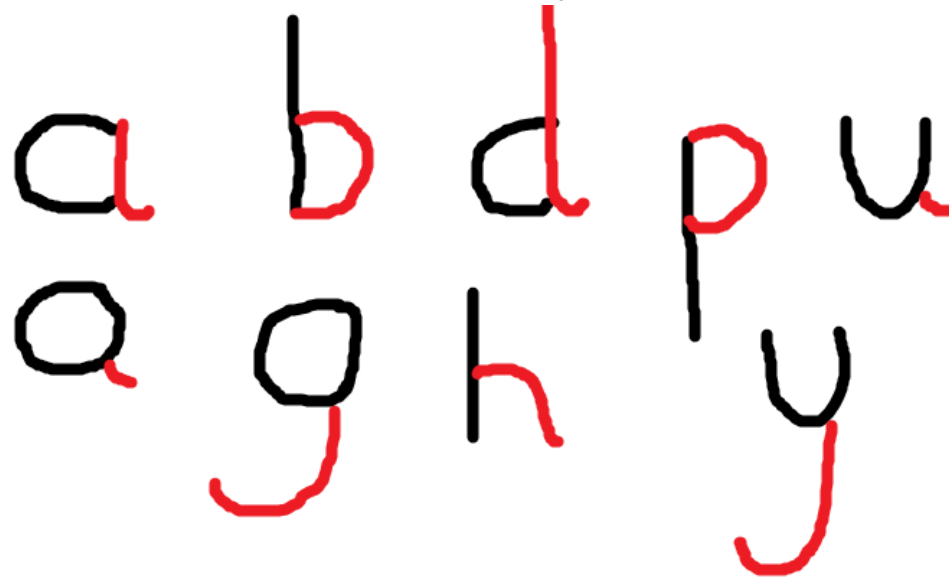


Please check the formation of:

k f

Our handwriting policy asks children to form their letters this way.

Other culprits:




Children often form their letters in two parts (the black line and then the red). Please encourage them to keep their pencil on the paper to form the whole letter before taking it off.

Don't let them fall into bad habits.

Saying the rhymes will help!



Bounce: p-p-p-pirate
Handwrite: Down the plait and
over the pirate's face



Bounce: d-d-d-dinosaur
Handwrite: Round his bottom,
up his tall neck, down to his feet



Bounce: a-a-a-a-apple
Handwrite: Round the apple,
down the leaf

Blending

for reading

What is it?

Blending is the strategy we use to help them read. They say the sounds and then read the whole word e.g.

t-o-p, top

p-a-n, pan

f-i-x, fix

How is it taught?

Blending: We press the sound buttons
and blend the sounds together.

tin

Some examples. . .

tin

pulling

truck

quack

This helps them to identify which sounds they need to say, especially when two are together like ll or ck

How can you help your child to blend?

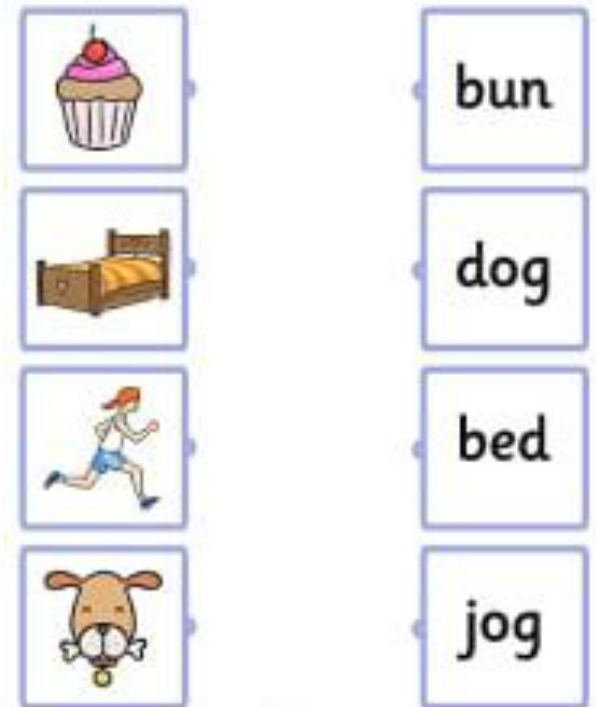
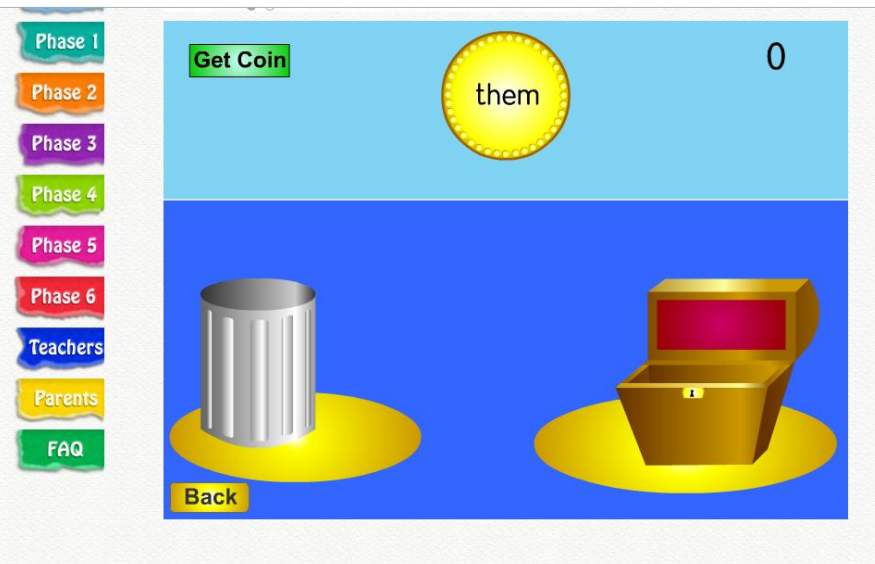
Blending:

Useful websites:

Reading books
with words

Match words to
pictures

phonicsplay.co.uk




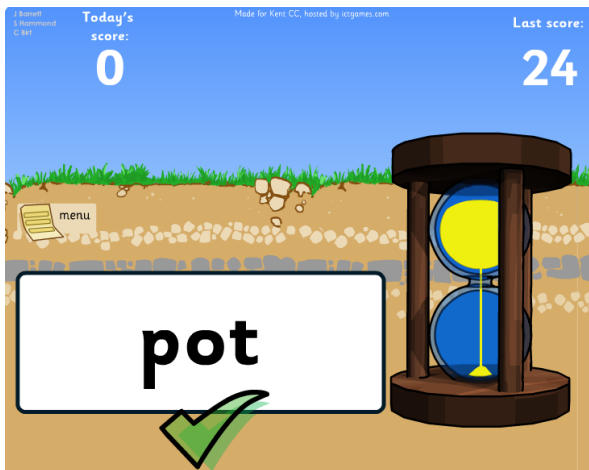
Blending:

Make the words with magnetic letters and let them blend.



Write words on the floor and let them jump and blend.

ictgames.com



Segmenting
(sounding out)
for writing

What is it?

Sounding out is the strategy we teach that helps them write. They say the word, listen to which sounds make that word and then write them e.g.

cat c-a-t

man m-a-n

How is it taught?

Segmenting: We teach the children to use their robot arms to separate the sounds they hear.

How can you help your child to write?

Provide pens, pencils, felt tips, note pads, envelopes, post it notes, diary



How can you help your child to write?

Encourage your child to write:

Messages



Signs

Lists

Cards

Invitations



Phase 3

Set 6: j v w x

Set 7: y, qu, z/zz

Phase 3

ch chop

sh ship

th thin

ng ring

ai rain

ee see

oo (long) zoom

oo (short) took

igh night

ar farm

Phase 3

or

torn

air

fair

ur

hurt

ure

sure

ow

cow

er

her

oi

spoil

ear

dear

Phase 4

No new sounds

Two-syllable words

Reading and writing four, five, six
letter words like **splash**, **sand**, **trunk**

How can you help your child read
and write words with Phase 3
sounds?

All previous games still apply!

Tricky Words

Tricky words need to be read on sight
– they cannot be sounded out

I no go to the

into was here some

How can you help your child to read tricky words?

Tricky words:

Place tricky words around the house

Use flashcards

Play games like bingo



Go on a tricky word hunt




Tricky Word Bingo		
like	by	old
have	down	when



Your child will bring home a tricky word book which looks similar to the one below. These books help to reinforce tricky word teaching.

Tricky word book

Books that target tricky words.



the pirates,



the treasure,

Focus on reading the tricky word **the** on sight

Use picture clues to predict other words **pirates/**
treasure

Reading Books

As soon as children can:

- Recognise enough sounds
- Blend the sounds they read

Then they can have a reading book 😊

Reading Record

Record:

- Achievements
- Sounds or words they struggled with
- If they struggled to answer questions

Comments will be read and responded to if needed.

Please don't hesitate to
come and see me if you
have any questions 😊