


Year 3

Learning Activity Booklet

For Maths & English



Name:

Class:

SECTION A

1 $3 + 0 =$

2 $13 + 4 =$

3 $602 + 4 =$

4 $713 + 6 =$

SECTION B

1 $18 + 6 =$

2 $9 + 8 + 2 =$

3 $413 + 8 =$

4 $= 7 + 766$

SECTION C

1 $878 + 5 =$

2 $= 8 + 496$

3 $92 + 6 + 5 =$

4 $435 + 8 + 9 =$

SECTION A

1 $56 + 33$

2 $74 + 15$

3 $23 + 46$

SECTION B

1 $23 + 68$

2 $46 + 82$

3 $35 + 48$

SECTION C

1 $64 + 78$

2 $37 + 85$

3 $27 + 76 + 14$

SECTION A

1 $8 - 3 =$

2 $10 - 6 =$

3 $7 - 7 =$

4 $6 - 0 =$

SECTION B

1 $29 - 8 =$

2 $= 30 - 4$

3 $16 - 7 =$

4 $23 - 11 =$

SECTION C

1 $49 - 12 =$

2 $76 - 18 =$

3 $= 24 - 16$

4 $33 - 16 =$

SECTION A

1 $57 - 22$

2 $63 - 31$

3 $75 - 22$

SECTION B

1 $53 - 18$

2 $84 - 66$

3 $43 - 26$

SECTION C

1 $82 - 36$

2 $91 - 28$

3 $71 - 34$

SECTION A

1 $4 \times 4 = \square$

2 $12 \div 4 = \square$

3 $28 \div 4 = \square$

4 $12 \times 4 = \square$

SECTION B

1 $12 = 4 \times \square$

2 $20 \div \square = 4$

3 $\square \div 4 = 6$

4 $\square \times 4 = 20$

SECTION C

1 $4 \times 14 = \square$

2 $60 \div 4 = \square$

3 $\square = 840 \div 4$

4 $4 \times 8 \times 4 = \square$

SECTION A

1 34×2

2 13×3

3 63×1

SECTION B

1 $6 \times 2 \times 3$

2 61×4

3 37×2

SECTION C

1 $8 \times 4 \times 5$

2 32×8

3 56×3

SECTION A

1 $68 \div 2$

2 $88 \div 8$

3 $96 \div 3$

SECTION B

1 $75 \div 3$

2 $96 \div 2$

3 $68 \div 4$

SECTION C

1 $56 \div 4$

2 $84 \div 3$

3 $95 \div 5$

SECTION A

1 $2 \times \square = 8$

2 $15 \div \square = 3$

3 $4 \times \square = 20$

4 $8 \div \square = 8$

SECTION B

1 $8 \times \square = 88$

2 $\square \div 4 = 12$

3 $36 \div \square = 3$

4 $32 = \square \times 2$

SECTION C

1 $64 = 4 \times \square$

2 $\square \div 4 = 14$

3 $4 \times \square \times 2 = 64$

4 $\square \div 8 = 16$

SECTION A

1 $\frac{1}{2}$ of 18

2 $\frac{1}{3}$ of 18

3 $\frac{1}{4}$ of 24

SECTION B

1 $\frac{1}{8}$ of 104

2 $\frac{1}{10}$ of 140

3 $\frac{1}{2}$ of 48

SECTION C

1 $\frac{1}{3}$ of 54

2 $\frac{5}{8}$ of 16

3 $\frac{7}{10}$ of 40

SECTION A

1 $\frac{7}{8} - \frac{4}{8}$	
--------------------------------------	--

2 $\frac{2}{9} + \frac{2}{9}$	
--------------------------------------	--

3 $\frac{4}{5} - \frac{2}{5}$	
--------------------------------------	--

SECTION B

1 $\frac{4}{11} + \frac{6}{11}$	
--	--

2 $\frac{12}{13} - \frac{4}{13}$	
---	--

3 $\frac{2}{15} + \frac{\square}{15} = \frac{13}{15}$	
--	--

SECTION C

1 $\frac{8}{17} + \frac{2}{17} + \frac{\square}{17} = \frac{14}{17}$	
---	--

2 $\frac{35}{37} - \frac{\square}{37} = \frac{29}{37}$	
---	--

3 $\frac{\square}{51} - \frac{17}{51} = \frac{25}{51}$	
---	--

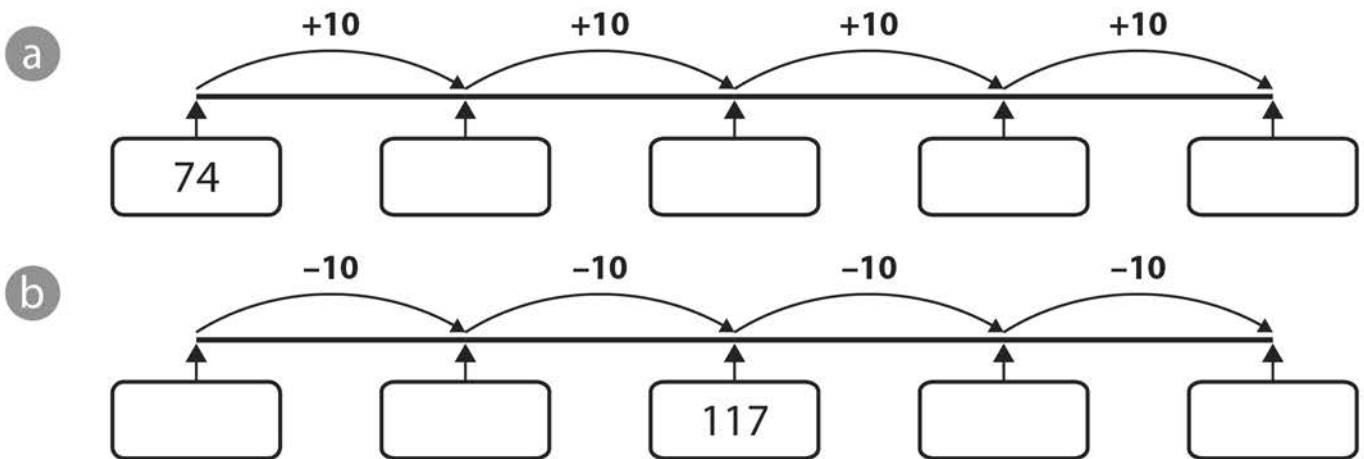
Find 10 more or less than a given number

1 Solve the following.

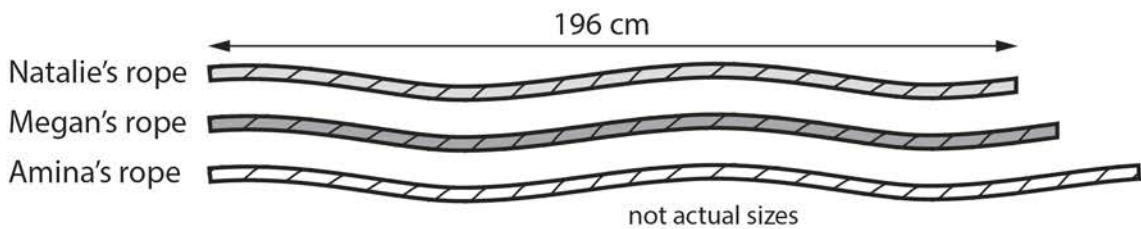
- a 10 more than 80 =
- b 10 more than 64 =
- c 10 less than 100 =
- d 10 more than 474 =
- e 10 less than 156 =



2 Complete the number lines below.



3



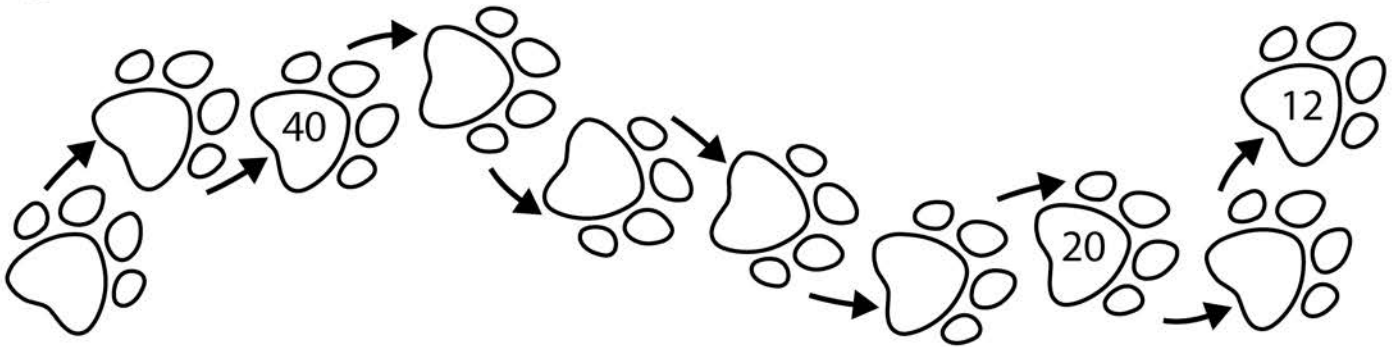
- a Megan's rope is **10 cm** longer than Natalie's rope. How long is Megan's rope? cm
- b Amina's rope is **20 cm** longer than Megan's rope. How long is Amina's rope? cm
- c Amina cuts **10 cm** off her rope. How long is it now? cm

Solve number and practical problems involving number and place value

1 Jai thought of a number. It had a **zero** in the tens place, a **six** in the hundreds place and a **nine** in the ones place. What was Jai's number?

Write your answer in digits and words.

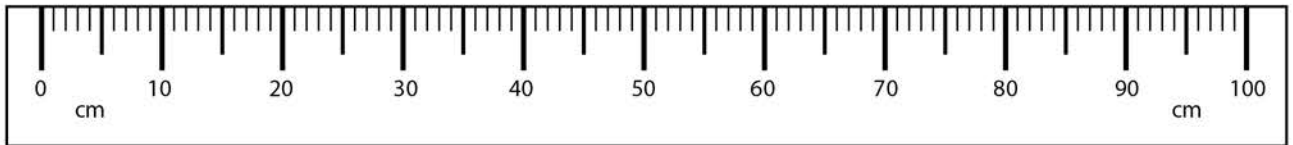
2 Count backwards in **4s**, starting from **48**. Some are done for you.



3 Year 3 were counting in **8s**. **16** was the first number they said.

What was the sixth number?

4 Layla's string. 



a Ben's string was **10 cm** longer than Layla's string.

How long was Ben's string? cm

b Maddie's string was **30 cm** longer than Ben's string.

How long was Maddie's string? cm

c Maddie cut **4 cm** off her string.


How long was it then? cm



Solve multi-step addition and subtraction problems

- 1 Mr Pie, the baker, made **36** cream cakes, **21** fairy cakes and **42** carrot cakes.

How many cakes did Mr Pie make altogether?




- 2 Look at the table below. How many lengths does Seb swim in total?

Lengths swum by Seb			
Monday 32	Wednesday 31	Friday 6	Sunday 20

- 3 There are **38** pieces of fruit in a basket. **11** are apples, **17** are pears and the rest are oranges.

How many oranges are there?



- 4 Ameer is exactly **14** years older than Anna. On the 1st January 2010, Anna was **32 years old**.

How old was Ameer on the 1st January 2015?

- 5 Two teams are having a quiz. After Round 5, the Clever Clogs have **406** points and the Brainy Boffins have **564** points. In Round 6, the Clever Clogs score **100** more points than the Brainy Boffins score in Round 6. The Clever Clogs score **232** points in Round 6. What are the scores at the end of Round 6?



Clever Clogs

Brainy Boffins

Solve multiplication calculations

1 Solve the following, using a method you have been taught. Make sure that you set out your calculations carefully.

a $23 \times 3 = \square$ c $43 \times 2 = \square$

b $34 \times 2 = \square$ d $32 \times 3 = \square$



2 Now try the following, using a written method you have been taught.

a $32 \times 4 = \square$ c $52 \times 3 = \square$

b $43 \times 3 = \square$ d $8 \times 61 = \square$



3 Now find the missing numbers in each of the following, and put them in the correct column. An example is shown.

missing number is less than 100	missing number is between 101 and 200	missing number is greater than 200
93		

$31 \times 3 = \square$ 93

$21 \times 8 = \square$

$71 \times 5 = \square$

$27 \times 3 = \square$

$19 \times 5 = \square$

$4 \times 49 = \square$

$\square \div 4 = 34$

$\square \div 8 = 34$

$83 \times 4 = \square$

Recognise that tenths arise from dividing an object into 10 equal parts and in dividing one-digit numbers or quantities by 10

1



a Azra ate 1 piece of the pizza. What fraction of the pizza did she eat? $\frac{\square}{\square}$

b Bilal ate 3 pieces of pizza. What fraction did he eat? $\frac{\square}{\square}$

2 Solve the following, giving your answers as fractions and decimal fractions.

a $1 \div 10 = \frac{\square}{\square}$ or $0.\square$

b $7 \div 10 = \frac{\square}{\square}$ or $0.\square$

3 Amy shared her chocolate equally between herself and **nine** friends.

What fraction of a whole bar of chocolate did they each get? $\frac{\square}{\square}$



Compare length, mass and volume/capacity

1 A table is **four** times as long as the pencil.

How long is the table? cm

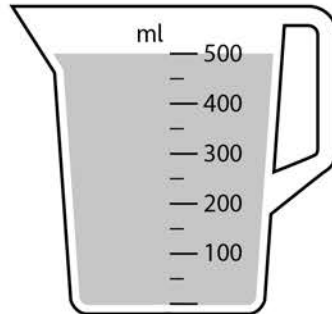


2 Shabnum weighs **19 kg**. Her elder brother weighs **twice** as much as Shabnum.

How much does Shabnum's brother weigh? kg

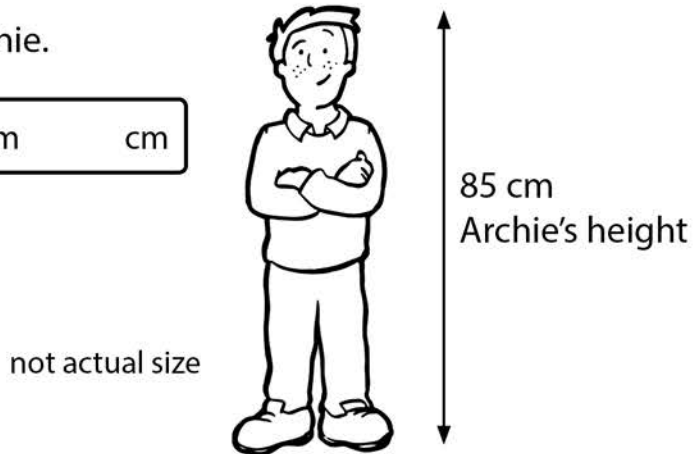
3 Look at the jug, which is filled with orange juice.

How much orange juice would there be in **6** jugs? litres



4 Archie's Dad is **twice** as tall as Archie.

How tall is Archie's Dad? m cm

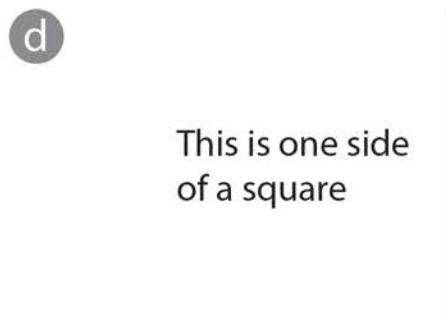



5 Maisie drinks **2½** times as much water during the day as Gorak. Gorak drinks **2 litres**.

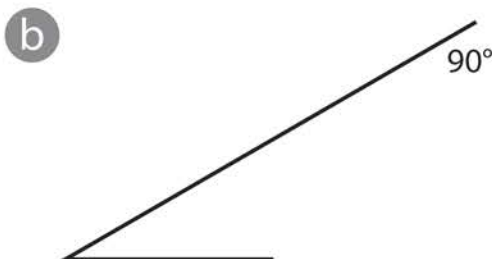
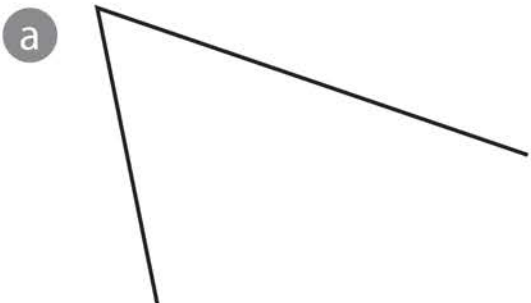
How much does water does Maisie drink? litres

Draw 2-D shapes

1 Use your ruler to complete each rectangle.



2 Now complete the triangles.



3 Use a ruler to draw each shape. Each shape must have at least one side measuring 4 cm.

a a quadrilateral, which is not a rectangle

b a pentagon




Interpret and present data using tables

1 Times of daily boat rides to Seal Island

10:15 am	11:15 am	12:15 pm	1:15 pm	2:15 pm	3:15 pm
----------	----------	----------	---------	---------	---------

- a How many boat rides are there on Mondays?
- b What time does the first boat leave?
- c What time does the fourth boat leave?
- d How long is there between each boat ride?



2 Table to show test scores.

	Week 1	Week 2	Week 3	Week 4	Week 5
Naomi	8	7	6	4	8
Nelson	9	9	8	7	9
Anjum	8	6	7	6	8
Ross	7	6	8	5	7
Sol	8	7	8	8	8



- a Who scored the lowest mark in a test?
 In which week was it scored?
- b Which child scored the same mark 4 times?
- c What mark did Ross score in week 2?
- d What mark do you think the test was out of? Explain your answer.

.....

Solve problems involving all 4 operations

1 An octagon has **8** sides. How many sides do **30** octagons have?

2 Ling has **128** toy animals. Samir has a **quarter** as many.
How many toy animals does Samir have?



3 There are **863** people in a cinema. **104** are male.
How many of the people are female?

4 A postman had **342** houses to deliver post to each day.



If each house received **4** letters, how many letters would the postman deliver altogether?

5 A classroom has **192** books in **8** book boxes.
Each box has the same number of books.

How many books does each book box have?




Recognise, find and write fractions of a discrete set of objects

1 Complete the following.

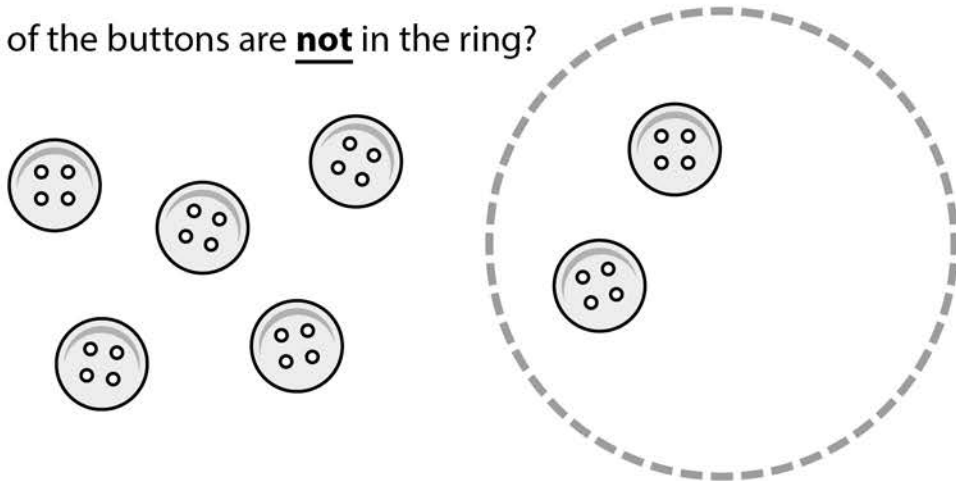
a What fraction of the shapes are squares?

$$\frac{\square}{\square}$$

b What fraction of the shapes are circles?

$$\frac{\square}{\square}$$


2 What fraction of the buttons are not in the ring?

$$\frac{\square}{\square}$$


3 Look at the box of chocolates.


a Harry eats **5** chocolates.

What fraction of the chocolates does he eat?

$$\frac{\square}{\square}$$

b Lucy eats **2** of the chocolates.

What fraction of the chocolates are left after Harry and Lucy have eaten their chocolates?


$$\frac{\square}{\square}$$


THE GUARD DOG

Read what Bouncer has to say about himself. Look at the words he uses. Then answer the questions below.

My name is Bouncer. I'm in charge around here. This is my garden. Somebody has to look after it. Without me, the neighbour's cat would stroll in. The squirrel would be tucking into the bird food. All of them would have their eyes on my dinner, and that is not allowed. Oh, no!



- 1 Bouncer thinks he's important. How do you know?
_____ 
- 2 What is his job?

- 3 What is the word that means: **the person who lives next door?**

- 4 Find a word that means: **walk.**

- 5 Find two words together that mean: **eating up.**

- 6 Write down the words that mean: **against the rules.**

- 7 Write down the words that mean: **looking at.**


ALL ABOUT ELEPHANTS

Use these facts about elephants to answer the questions below.

The world’s biggest land-living animal is the elephant.

There are two types of elephant: the African Elephant and the Indian (or Asian) Elephant.

African Elephant



Elephants eat plants, not meat. This means they are known as *herbivores*.

Male and female African Elephants have tusks but only the male Asian Elephant has tusks. They use their tusks for digging for water under the ground, scraping bark off trees and occasionally fighting.

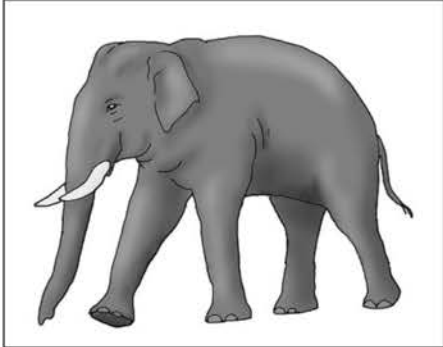
Elephants’ ears are large and thin. Flapping them helps to keep the elephant cool. They also enable elephants to hear each other’s calls up to 5 miles away.

Tusks can be up to 3 metres long and they keep on growing for the whole of the elephant’s life, which can be as long as 60-70 years.

The African Elephant is bigger than the Indian or Asian Elephant, with bigger ears. Its skin is grey and more wrinkly than the Indian Elephant’s. African Elephants have two finger-like tips at the end of their trunks, whereas the Indian Elephant has one. The Indian Elephant’s back is more rounded and humped.

An elephant uses its trunk (which can be 2 metres long) to lift up food, suck up water then pour it into its mouth. An adult needs to drink around 200 litres of water every day. It also uses it like a snorkel, holding its trunk above water when it is swimming.

Indian Elephant



Being so big and powerful, elephants have no real predators, although lions will sometimes pick on weak ones or babies, if they get the chance. The main threat is from ivory poachers.

Female elephants are called cows. They have babies (known as calves) when they are about 12 years old and they are pregnant for 22 months.

1 What is the other name for an Indian Elephant?

_____ 

2 What does **herbivore** mean?

3 Which type of elephant does not have tusks?

4 Write down **two** ways in which having large ears are useful to elephants.

5 The writer describes **three** ways that elephants use their tusks. What are they?

6 Compare African and Indian Elephants. Write **A** for African and **I** for Indian after these facts.

These elephants are bigger _____

These elephants have larger ears _____

Their skin is more wrinkly _____

Their trunk has one finger-like tip _____

They have a rounded back _____

CINDERELLA IS MIXED UP


Here is the tale of Cinderella, but it is all mixed up. Can you put the events in the right order, by numbering the boxes?

- Cinderella marries the Prince and lives happily ever after.
- Cinderella's fairy godmother warns her to be back before midnight.
- By magic, the pumpkin is turned into a carriage, the white mice into horses and her rags into a ball gown.
- The ugly sisters are invited to the ball, but not Cinderella.
- The clock strikes midnight.
- The glass slipper fits Cinderella.
- Her fairy godmother appears.
- The ugly sisters try to squeeze their big feet into the slipper.
- One glass slipper falls off Cinderella's foot as she rushes off.
- Cinderella dances every dance with the prince.
- The prince searches every house for the owner of the slipper.



THE CAMPING HOLIDAY


Here is a description of two children on holiday. If you read the sentences carefully, you should be able to fill in the gaps.

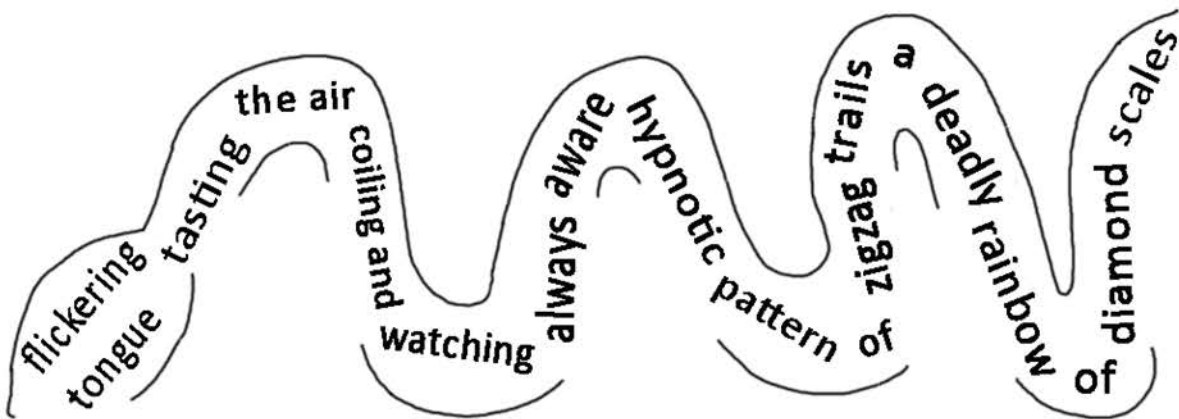


Myra and Will were on a camping holiday. They enjoyed sleeping outdoors in a _____ . They woke up very early at _____ to the sounds of the birds _____ . They could also hear the sea not far away. So, even before they had eaten any _____ , they decided to take a short _____ through the woods and down to the sandy _____ . The sun was just above the horizon and, at that time in the morning, they had the place all to _____ . First of all, they searched for crabs in the rock _____ . Then they wandered slowly along the shoreline searching for flat _____ to skim across the waves. Having had no breakfast, they suddenly felt very _____ . They had enjoyed themselves so much that they decided to go back _____ .

GETTING INTO SHAPE

Look at these shape poems. Underneath each one, write down why you think the writer wrote the poem the way he did.





THE COMIC DINOSAUR

Shoreline, Isle of Skye

Look, Hannah. A fossil. Could be a dinosaur's footprint.

Are you sure, Joe?



Near a cave

Look, Ewen is heading for the cave.

Once I get my dinosaur costume on, I'll scare them to bits.




Outside the cave

Ok, get ready. It looks as if Ewen has arrived.



Hey, Hannah, look at this baggy costume.

How does he move its head?



Looking out to sea

Your costume will get soaked, Ewen!



10 minutes later

This dinosaur costume doesn't fit. I'm taking it back to the shop.



BABY BEAR IN FAIRYTALE LAND


Baby Bear has just gone for a walk. See if you can work out the names of all the characters he talks about.



This is where I live with my mum and dad. Maybe you heard about the burglar who ate our porridge and



broke my chair. When we went for a ramble in the woods, we met an oinking thing collecting sticks for his house. He said there were no bricks left. Round the corner, there was a hairy character with sharp teeth. He was out of breath. He complained about not being able to find Grandma's house. I don't know whose grandma. Down by the river, we crossed the bridge. Some ugly creature appeared and got into a rage about three animals making a terrible noise on its bridge. It went off when it saw the size of my dad. That's where I found the glass slipper. Mum has seen a young, cleaning woman in the village. Maybe it belongs to her. As our house came into view, a boy was in the middle of the path, swapping a cow for a bag of beans. I told him I didn't think it was worth it. When I entered our house, I was hoping my porridge would be cool. In fact, I was hoping it would still be there!

1 Who was the **burglar** that Baby Bear mentioned? 

2 He met an **oinking thing**. Which fairytale does it belong to?

3 Who is the **hairy character with sharp teeth**?

4 Why was the hairy character with sharp teeth out of breath?

5 Baby Bear didn't know whose **Grandma** was being talked about. Whose grandma was she?

6 Who was the **ugly creature** Baby Bear met at the bridge?

7 Who were the **animals making a terrible noise on its bridge**?

8 Who was the **young, cleaning woman in the village**?

9 Baby Bear saw a boy with a cow. What fairytale is he in?

Using full stops and capital letters



Draw a picture of yourself as a pirate.

Give yourself a pirate name.

Choose three of your friends.

Their names

Their pirate names

1

.....

2

.....

3

.....

Now write some sentences about yourself and your crew of pirates.
(Don't forget capital letters for proper nouns.)

.....

.....

.....

.....

.....

Using conjunctions to extend sentences


Conjunctions are words that join phrases or clauses to extend sentences.

Join the sentences with **and**, **but** or **because**.

- | | | |
|---|---|-------------------------------|
| 1 | Pirates like drinking rum | stealing treasure. |
| 2 | Captain Hook has an eyepatch | he hasn't got a peg leg. |
| 3 | Some pirates wear bandanas | some wear gold earrings. |
| 4 | The pirate made him walk the plank | he had stolen his gold. |
| 5 | They found a buried chest | there was no treasure inside. |
| 6 | The captain knew they must sail north | he had a treasure map. |
















Pirate Facts

- | | | |
|----|---|--|
| 7 | Edward Teach was known as Blackbeard | he had a large black beard. |
| 8 | Blackbeard was a famous pirate | so was Captain Kidd. |
| 9 | Blackbeard had a terrible reputation | he didn't kill any of his prisoners. |
| 10 | Most pirates wouldn't have women aboard | it was thought to bring bad luck. |
| 11 | Pirates wore earrings | they thought it improved their eyesight. |
| 12 | Most pirates didn't use the Jolly Roger | flew a black flag instead. |



Using the past tense of regular verbs


Write the past tense under these pictures of pirates working.

 <p>The pirate mopped.</p> <p>.....</p>	 <p>.....</p>	 <p>.....</p>
 <p>.....</p>	 <p>.....</p>	 <p>.....</p>
 <p>.....</p>	 <p>.....</p>	 <p>.....</p>
 <p>.....</p>	 <p>.....</p>	 <p>.....</p>
 <p>.....</p>	 <p>.....</p>	 <p>.....</p>

Using speech marks

Add the speech marks where they are needed in these sentences below. Don't forget there's always a punctuation mark before the final speech marks. It can be a comma, a question mark or an exclamation mark.

- 1 Where's me grog? asked the sailor.
- 2 Pieces of eight! Pieces of eight! squawked the parrot.
- 3 Walk the plank, you scurvy dog! yelled the pirate.
- 4 These land lubbers can't come on me ship, said the captain.
- 5 Where's Captain Morgan? asked the first mate.
- 6 Arrr! We be searchin' the Seven Seas, replied the pirate.



Add speech marks and other punctuation to these sentences:

- 7 batten down the hatches ordered captain roberts
.....
- 8 throw him overboard for shark bait said the pirate
.....
- 9 where s me booty yelled long john silver
.....
- 10 dead men tell no tales sneered captain barbarossa
.....
- 11 captain blackbeard is the most feared pirate in the caribbean whispered the cabin boy
.....
- 12 what do you want me old salt asked the captain
.....

Using irregular plural nouns

There are many **irregular noun plurals**. These nouns change the vowel sound when they form plurals. Here are some of the most common ones. Can you match them up?



Singular

- man
- woman
- child
- person
- tooth
- foot
- mouse
- goose
- potato
- tomato
- fungus
- sheep
- fish

Plural

- children
- geese
- potatoes
- fish
- fungi
- women
- teeth
- people
- mice
- feet
- men
- tomatoes
- sheep



Complete the sentence with the plural form of the noun in brackets.

- 1 Most pirate ships didn't allow on board. (*woman*)
- 2 The pirate caught some for his supper. (*fish*)
- 3 Sometimes rats and got on board the ship. (*mouse*)
- 4 Rich pirates often had gold (*tooth*)
- 5 Long John Silver didn't have two (*foot*)
- 6 The captain kept chickens, ducks and on board his ship. (*goose*)
- 7 Write some sentences of your own that include irregular plurals.

.....


.....

Matching the parts of a sentence

The **subject** of a sentence tells us who or what the sentence is about.

Underline the subject in the following sentences. The first one has been done for you.

- 1 A large lobster nipped the sailor's bottom.
- 2 A grey dolphin followed the ship to the island.
- 3 An enormous crocodile swallowed the pirate whole.
- 4 A hungry shark attacked the little raft.
- 5 A giant octopus lay at the bottom of the ocean.
- 6 The blue whale capsized the pirate galleon.



Choose a phrase from the boxes below to complete the sentences.

is the Greek god of the sea.
 are seals in the sea and human on land.
 have tails like a fish.

pulled the ship to its watery grave.
 lure the sailors to their death.
 is the son of Poseidon.

- 7 The Kraken
- 8 Merpeople
- 9 Poseidon
- 10 The Sirens
- 11 Triton
- 12 Selkies

Identifying and using the irregular past tense

Not all past tense verbs follow the rule and add **ed**. These are called **irregular past tense verbs**.

Cut out and match these pictures of pirates in action to the past tense of the verb.



hid	read	swam
fell	wrote	ran
dug	drew	sang
ate	stood	blew

Using an apostrophe for contraction

There are many examples of verbs that have been contracted using an **apostrophe**. Here is a list of some of the most common contractions.

	BE	WILL	HAVE
I	I'm <i>(I am)</i>	I'll <i>(I will)</i>	I've <i>(I have)</i>
you	you're <i>(you are)</i>	you'll <i>(you will)</i>	you've <i>(you have)</i>
he	he's <i>(he is)</i>	he'll <i>(he will)</i>	he's <i>(he has)</i>
she	she's <i>(she is)</i>	she'll <i>(she will)</i>	she's <i>(she has)</i>
it	it's <i>(it is)</i>	it'll <i>(it will)</i>	it's <i>(it has)</i>
we	we're <i>(we are)</i>	we'll <i>(we will)</i>	we've <i>(we have)</i>
they	they're <i>(they are)</i>	they'll <i>(they will)</i>	they've <i>(they have)</i>

WORDS <i>(negative form)</i>	CONTRACTION
is not	isn't
are not	aren't
was not	wasn't
were not	weren't
have not	haven't
has not	hasn't
will not	won't
do not	don't
does not	doesn't
did not	didn't
cannot	can't

Write the correct contraction in the speech bubbles below.

1 *(I am)*..... Captain Blood
and *(you will)*
give up yer gold or walk the plank!

2 *I (have not)* got any
gold and *I (do not)*
want to walk the plank.

3 *I (have not)* got all
day. Give up yer gold or *(it will)*
..... be the sharks for you!

4 *It (is not)* fair. *(We are)*
..... on a Caribbean cruise!
(I will) be contacting my
travel company!



Using an apostrophe for possession

An apostrophe is used to show possession (that something belongs to somebody or something).

To show possession of a singular noun you add an apostrophe and an *s* at the end of the word. For example: the parrot's wings.

To show possession of a plural noun you either:

- add an *apostrophe* if the word ends in *s*. For example: *the rats' tails*.
- or add an *apostrophe* and then an *s* if the word does not end in *s*. For example: *the men's swords*.

Underline the correct form of the possessive noun:

- 1 Look at this! It is Egg's / Eggs' frying pan.
- 2 Don't lie there! It is Barnaby's / Barnabys' hammock.
- 3 All the rat's / rats' eyes were glowing red in the dark.
- 4 The buccaneers took the ladie's / ladies' jewellery.
- 5 The pirate's / pirates' boots were too big for me.
- 6 The captain stole the people's / peoples' gold.
- 7 The parrot's / parrots' beaks were bright red.
- 8 The parrot's / parrots' tail was green.
- 9 The children's / childrens' books were all about pirates.
- 10 The ship's / ships' cat lay asleep on the deck.



Using subordinate clauses

A clause is a group of words that contains a verb and its subject.

A main clause contains the main thought of the sentence and makes sense on its own.

A subordinate clause does not make sense on its own. It adds information to the main clause.

Draw lines between the matching main clause and subordinate clause.

- | | |
|---|--|
| 1 I have got a chest | before he had a wooden leg. |
| 2 He hasn't found his sea legs yet | while he was in jail. |
| 3 He was an honest man | because she wanted to become a pirate. |
| 4 He could climb to the top of the mast | though there's no treasure in it. |
| 5 She dressed up in mens' clothes | until he became a buccaneer. |
| 6 He lost a lot of weight | because he is still being sick. |

These subordinate clauses do not make sense on their own.

Write a main clause so that these subordinate clauses make sense.

- 7 when he was drinking in the tavern.
- 8 because he lost his eye in a fight.
- 9 until they fell asleep on the deck.
- 10 if you don't want to walk the plank.
- 11 even though the cat o' nine tails was worse.
- 12 while he was in the crow's nest.

On a separate piece of paper try writing the sentences with the subordinate clause first. Do they work just as well with the main clause at the end? Do they all make sense?

Add suffixes to the words below.

For my words you will need to **double** the **final consonant**.



- Add **ing** forget
- Add **ed** prefer
- Add **er** begin
- Add **ed** occur
- Add **ed** commit
- Add **en** forbid

For words that have the **last syllable unstressed** you just have to add the **suffix**.



- Add **ing** garden
- Add **ed** listen
- Add **ing** visit
- Add **ed** limit
- Add **ing** happen
- Add **ed** target



Add the suffix 'ing' to the words below to complete the sentences. Some will need the final consonant doubling.

happen garden begin occur listen forget

I enjoy
.....



Why does this
mistake keep on
..... ?



I keep
what to do.



I can't believe this is
..... to me!



Miss said we have to
read page 10 from the
.....



I hope you have all been
..... to me.



Write your own sentences using the words in the boxes.



breath



answer



build



appear



accident



arrive

The children have all done a spelling test. Mark their tests and correct any mistakes they have made. Some have one mistake, some have two and some don't have any at all.



Name **Bean**

forgotten
occurred
gardening
visited
targetted
appear

.....
.....

Name **Petal**

prefering
beginning
gardener
listenning
happening
build

.....
.....

Name **Buddy**

forgetting
occurring
beginer
listened
visited
anser

.....
.....

Name **Blossom**

beginner
gardener
listening
forbidden
accident
address

.....
.....

Name **Sprout**

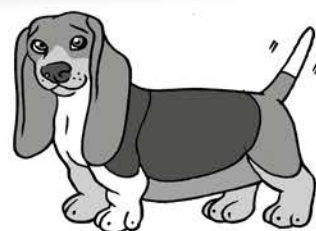
preferred
occurred
visiting
limitted
adress
arrive

.....
.....

Name **Twiggy**

forgetting
gardening
listenned
limited
actual
breath

.....
.....



Complete the words below by adding the spelling pattern 'ou'.
Then put the words into the sentences below. (You won't need them all.)

- | | | | |
|------------|-----------|------------|------------|
| t.....ch | y.....ng | tr.....ble | c.....ple |
| c.....ntry | c.....sin | d.....ble | c.....rage |

You're going to get into big



Do you think Mrs Sepal is old or ?



Don't my painting.



..... six is twelve.



I have a who lives in Mumbai.



I had the to answer the difficult question.



Add the correct prefix to the words below and then use them to complete the sentences. (You won't need them all.)

-agree
-correct
-behave
-like
-spell
-heard
-obey
-visible



You can't see me because



I tried really hard with the test, but



I couldn't do the sums because




I really like bananas but




Sometimes Sprout is good, but

Add the suffix 'ly' to the words below to complete the sentences.

comical dangerous proud usual correct final




Spud
showed us his new bone.



You have
answered all the questions,
children.



And, put
the newsletters in your bags.



I get ten
out of ten in my tests.



Sprout leaned back
.....
on his chair.



Spud
rolled over to have his
tummy tickled.

Spud's Spelling Bingo

You will need a partner to play this game. Below is a list of the words you have been learning from Set 1.

- review redecorate reappear rebuild reaction
 supermarket fruit comically group dangerously
 completely usually proudly history grammar
 superstar important island superhuman heart


Choose nine words and write them in the grid below.
 (Your partner will write nine words in their grid.)

.....
.....
.....

Now try to guess which words your partner has written in their grid. Take it in turns. Remember to cross out the words you have said, so that you don't repeat them.

You get:

- 1 point** for the first horizontal line.
- 1 point** for the first vertical line.
- 1 point** for the first diagonal line.
- 3 points** for a full house.



Now test each other on the words in the grid. (Don't peek!)

You get **1 point** for each correct spelling. Who's got the most points?

Add *-sion* or *-ous* to complete the words in the sentences below.

The secret agent went on a dangerous **mis**.....

Petal was quite **nerv**..... before the test.

An adder is not a **poison**..... snake.

Blossom had **permis**..... to go into class.

Bean wanted to do an **exten**..... exercise.

A **fam**..... children's writer came to school.

The first Viking **inva**..... took place at Lindisfarne.

Sprout found the **divi**..... sums difficult.

Blossom was rather **jeal**..... of Twiggy's new pencil case.


The school hall is used for **vari**..... purposes.

The school bell didn't ring causing some **confu**.....

Sprout drew a **fabul**..... picture of Spud.

Grandad goes to the post office to collect his **pen**.....

A diplodocus was an **enorm**..... dinosaur.



Sort the words below into their groups according to the sound they make.

anchor machine parachute school chef brochure
character chalet cholera chemist moustache chorus

I'm collecting words that are spelt **ch** but sound like a **k**.



I'm collecting words that are spelt **ch** but sound like a **sh**.



.....
.....
.....
.....
.....
.....

.....
.....
.....
.....
.....
.....

Now write a sentence using as many of the words above as possible to describe the picture.



.....
.....