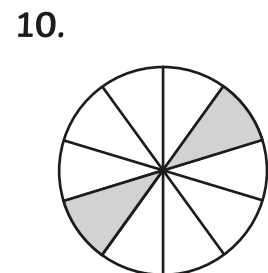
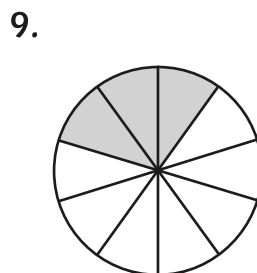
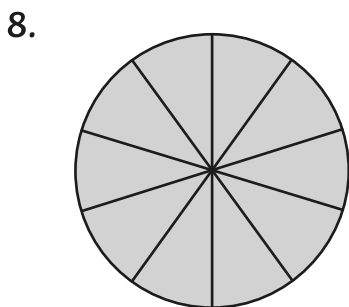
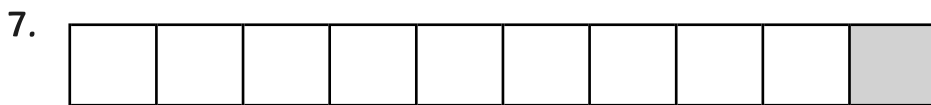
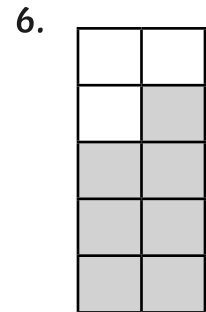
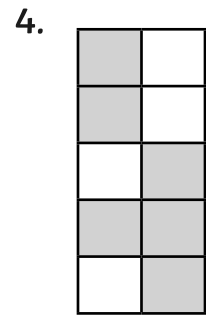
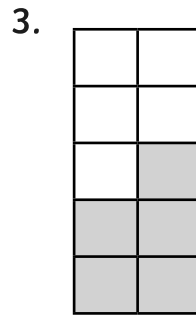
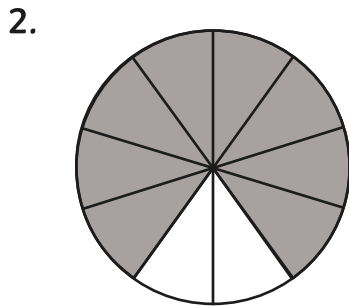
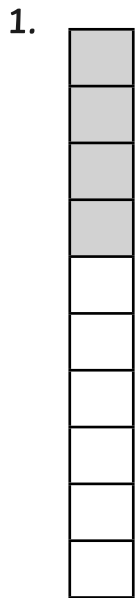




# Recognising Tenths

Cut out the shapes and the fractions. Match the correct fraction to its shape.

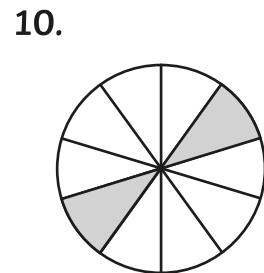
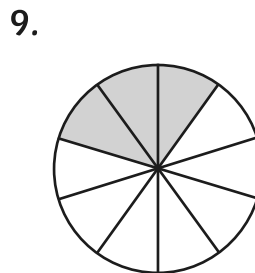
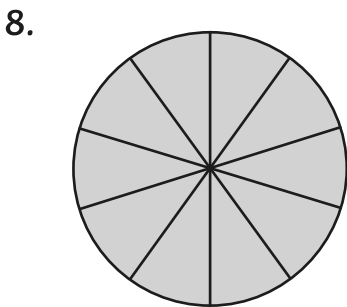
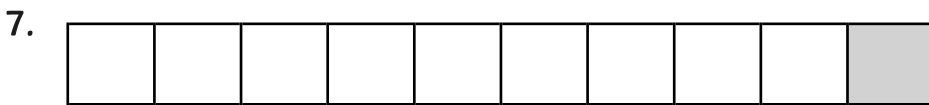
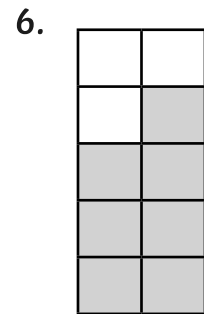
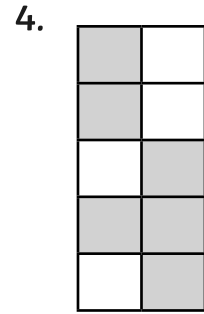
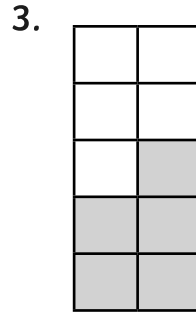
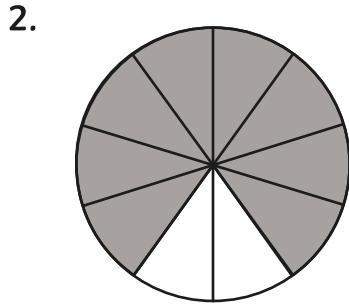
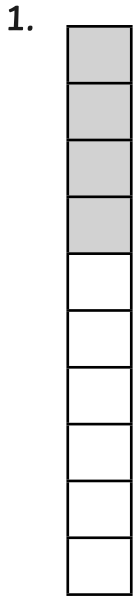
$\frac{1}{10}$	$\frac{2}{10}$	$\frac{3}{10}$	$\frac{4}{10}$	$\frac{5}{10}$	$\frac{6}{10}$	$\frac{7}{10}$	$\frac{8}{10}$	$\frac{9}{10}$	$\frac{10}{10}$
----------------	----------------	----------------	----------------	----------------	----------------	----------------	----------------	----------------	-----------------





# Recognising Tenths

Cut out the shapes out and write the fraction next to it to show how much of it is shaded.





# Recognising Tenths

Draw and shade shapes to show the following fractions:

1.  $\frac{4}{10}$

2.  $\frac{8}{10}$

3.  $\frac{9}{10}$

4.  $\frac{1}{10}$

5.  $\frac{7}{10}$

6.  $\frac{2}{10}$

7.  $\frac{6}{10}$

8.  $\frac{5}{10}$

9.  $\frac{10}{10}$

10.  $\frac{3}{10}$



# Recognising Tenths

Draw and shade shapes to show the following fractions:

1.  $\frac{4}{10}$

2.  $\frac{8}{10}$

3.  $\frac{9}{10}$

4.  $\frac{1}{10}$

5.  $\frac{7}{10}$

6.  $\frac{2}{10}$

7.  $\frac{6}{10}$

8.  $\frac{5}{10}$

9.  $\frac{10}{10}$

10.  $\frac{3}{10}$

# Recognising Tenths Answers

*(Lower and middle ability)*

Cut out the shapes and the fractions. Match the correct fraction to its shape.

$\frac{1}{10}$	$\frac{2}{10}$	$\frac{3}{10}$	$\frac{4}{10}$	$\frac{5}{10}$	$\frac{6}{10}$	$\frac{7}{10}$	$\frac{8}{10}$	$\frac{9}{10}$	$\frac{10}{10}$
7	10	9	1	3	4	6	2	5	8